

# Spring - Fall Cleaning Checklists

## Spring – Fall Cleaning Checklist



Eileen Roth, Your Organizing Your Guide  
Author, *Organizing Egg Dummies*®

Everything in its Place®  
[everythinginitsplace.net](http://everythinginitsplace.net)

Copyright Eileen Roth  
Everything in its Place(R)  
[everythinginitsplace.net](http://everythinginitsplace.net)

# Spring / Fall Cleaning Checklists



Spring or Fall Cleaning means cleaning all the items you rarely clean as part of your regular cleaning schedule.

This checklist is very comprehensive. It is divided by room but starts with items that are all over the house that can be done at one time.

For instance, it is easier to grab a ladder and clean all ceiling fans or all doors at one time than to clean them as you get to each room.

There are so many items to clean, that even separating most items by room may be too much. Consider working in sections. Think about how much you could tackle in one session and create a schedule. If you work, maybe it's a few hours during evenings for smaller areas and longer sessions on weekends.



And there's no rule that all of it has to be done as Spring or Fall cleaning. You will want to clean items outside of the house during the best weather in Spring or Fall and the inside when it's hotter, colder, or raining or snowing. You may also want to concentrate on some areas at certain times, like the dining and living rooms just before holidays or family events.

While it's easiest to re-organize when you have removed items from a drawer or shelf, you may want to do all the cleaning first and save cleaning inside cabinets or drawers for when you have the time to organize. For example, clean the outside of the pantry while cleaning the kitchen cabinets, and clean the inside of the pantry and cabinets another time.

***TIP:** If things are already organized like you want them, then take a picture of your current organization **before** you empty a cabinet or closet. Then you can put it back even faster.*

Remember, when you put things back, keep Like with Like.

If you want more organizing ideas, opt in at: [everythinginitsplace.net](http://everythinginitsplace.net)



***Tip:** Listen to some upbeat music while you're cleaning, you'll enjoy it more!*

**Eileen Roth, Your Organizing Tour Guide**  
Author, *Organizing For Dummies*®

**Everything In Its Place**®  
[everythinginitsplace.net](http://everythinginitsplace.net)



# Spring / Fall Cleaning Checklists



**Note:** *These items are usually not included in regular cleanings.*

## ALL OVER THE HOUSE

**Tip:** *Start high with ceilings and walls, and work your way down to floors. Clean items on this page all together -i.e. all fans, doors, or artificial trees*

Item	Check	Area in Home
Ceiling Fans	<input type="checkbox"/>	Dust ceiling fans using a ladder and have someone support it.
Walls	<input type="checkbox"/>	Vacuum walls.
	<input type="checkbox"/>	Touch-up or re-paint walls where necessary.
	<input type="checkbox"/>	Clean light switches and electrical outlets.
	<input type="checkbox"/>	Clean all hanging artwork, pictures and frames.
Crown Moldings Baseboards	<input type="checkbox"/>	Vacuum first to remove dust.
	<input type="checkbox"/>	Clean and paint where necessary.
Doors	<input type="checkbox"/>	Clean front, back, closet, & room doors. Include door frames and top edge.
	<input type="checkbox"/>	Grease tracks for sliding doors.
	<input type="checkbox"/>	Clean all door handles.
Windows	<input type="checkbox"/>	Clean inside and outside of all windows.
	<input type="checkbox"/>	Clean window sills or tracks.
	<input type="checkbox"/>	Dust, wash or dry clean curtains, drapes and blinds.
Railings	<input type="checkbox"/>	Dust or polish (wooden) railings. <i>(Before doing carpets/stairs)</i>
Artificial Trees or Plants	<input type="checkbox"/>	Take outside and wash down with hose. <i>(Use ladder for tall trees.)</i>
	<input type="checkbox"/>	Clean silk flowers separately. <i>(Do not get silk wet)</i>
Floors	<input type="checkbox"/>	Carpets - Shampoo carpets and wash or dry-clean rugs.
	<input type="checkbox"/>	Do special protection treatments on floors (wax, polish). <b>Tip:</b> <i>Always do floors last so dirt and dust lands on floors.</i>
Heating / Cooling	<input type="checkbox"/>	Clean air vents - Dust vacuum or damp cloth.
	<input type="checkbox"/>	Replace paper air filters or clean permanent ones with hose.
	<input type="checkbox"/>	Clean air ducts professionally every 3-5 years.
	<input type="checkbox"/>	Inspect heating/cooling equipment yearly.
	<input type="checkbox"/>	Reset humidifiers for current season.
Detectors: Smoke Carbon Monoxide	<input type="checkbox"/>	Change batteries and test if working once/yr.
	<input type="checkbox"/>	Test if working. <b>Tip:</b> <i>Could do at New Year's.</i>

# Spring / Fall Cleaning Checklists



**Note: These items are usually not included in regular cleanings.**

## DINING ROOM - LIVING ROOM - FAMILY ROOM

Item	Check	Area in Home
Dining Room Set	<input type="checkbox"/> <input type="checkbox"/>	Dust, polish and vacuum all dining room chairs. Clean dining room table and all extra leaves.
Dining Rm Décor	<input type="checkbox"/> <input type="checkbox"/>	Clean all décor - vases, bowls, display pieces. Clean picture frames.
China cabinet Display cases	<input type="checkbox"/> <input type="checkbox"/> <input type="checkbox"/> <input type="checkbox"/>	Dust shelves and all individual items in the display case. <i>(re-organize)</i> Polish the outside of the cabinet. Remove all items and clean inside drawers and doors. <i>(re-organize)</i> Polish all silver items. <b>Tip: Use clear plastic bags over serving pieces to save washing before each us</b>
Living Room Set	<input type="checkbox"/> <input type="checkbox"/> <input type="checkbox"/>	Vacuum all couches, chairs, and pillows. Use leather cleaner on leather furniture. Wash or dry clean all removable pillow covers and throw blankets.
Living Rm. Décor	<input type="checkbox"/> <input type="checkbox"/>	Clean all décor - vases, bowls, candles, display pieces, etc. Clean all picture frames.
Bookcases	<input type="checkbox"/>	Remove all books to clean shelves and outside of bookcase. <i>(re-organize)</i>
Enter. Center	<input type="checkbox"/> <input type="checkbox"/>	Dust all equipment and remotes - include backs, cords, and surge protectors. Clean glass on all TVs and electronic equipment.
Pool Table	<input type="checkbox"/> <input type="checkbox"/> <input type="checkbox"/>	Gently vacuum felt on table. Polish wood frame and leather pockets. Clean pool sticks and equipment.
Fireplaces	<input type="checkbox"/> <input type="checkbox"/> <input type="checkbox"/> <input type="checkbox"/> <input type="checkbox"/>	Clean vents, grates, and inside fireplace. Replace gas logs if necessary. Spring - close flu. Fall - open flu. Clean glass and fireplace equipment, if needed. For working fireplaces, have chimney professionally cleaned.
Lights - all 3 Rm.	<input type="checkbox"/> <input type="checkbox"/> <input type="checkbox"/>	Dust or polish chandelier, light fixtures, lamps, pole lamps and wash globes. Wipe off light bulbs. Vacuum lamp shade or use a soft brush.

# Spring / Fall Cleaning Checklists



**Note: These items are usually not included in regular cleanings.**

## BEDROOMS

Item	Check	Area in Home
Beds	<input type="checkbox"/> <input type="checkbox"/>	Vacuum mattress and box spring - top, bottom, and sides of each. Vacuum behind and under the bed with mattress and box spring off.
Linens	<input type="checkbox"/> <input type="checkbox"/> <input type="checkbox"/> <input type="checkbox"/>	Clean/change blankets, bedspreads/comforters and linens from heavy winter to lighter summer ones and vice versa. Wash/replace pillows. Wash waterproof liners/pads.
Furniture	<input type="checkbox"/> <input type="checkbox"/> <input type="checkbox"/>	Remove all items from drawers or shelves. Dust or vacuum inside . Clean drawer/shelf liners.
Clothes Closet	<input type="checkbox"/> <input type="checkbox"/> <input type="checkbox"/>	Dust closet rods and hangers. Remove clothes in sections to clean shelves & shelf liners. <i>(re-organize)</i> Clean mirrored doors and closet door tracks.
Bookcases	<input type="checkbox"/>	Remove all books to clean shelves and outside of bookcase. <i>(re-organize)</i>
Enter. Center	<input type="checkbox"/> <input type="checkbox"/>	Dust all equipment and remotes - include backs, cords and surge protectors. Clean glass on all TVs and electronic equipment.
Lights	<input type="checkbox"/> <input type="checkbox"/> <input type="checkbox"/>	Clean light fixtures and wash globes. Wipe off light bulbs. Vacuum lamp shade or use a soft brush.




# Spring / Fall Cleaning Checklists



**Note: These items are usually not included in regular cleanings.**

## BATHROOMS

<i>Item</i>	<i>Check</i>	<i>Area in Home</i>	
<b>Sinks</b>	<input type="checkbox"/>	Remove all items and clean under the sink.	<i>(re-organize)</i>
	<input type="checkbox"/>	Use shelf liners under sink – replace if necessary.	
	<input type="checkbox"/>	Clean mirrors.	
<b>Vanities</b>	<input type="checkbox"/>	Take everything out to clean inside vanity.	<i>(re-organize)</i>
	<input type="checkbox"/>	Clean outside of vanity - especially top of it.	
<b>Shower / Bath</b>	<input type="checkbox"/>	Wash or replace shower curtain and/or liner.	<i>(re-organize)</i>
	<input type="checkbox"/>	Clean tile grout.	
	<input type="checkbox"/>	Clean shower heads, hoses, and safety rails.	
	<input type="checkbox"/>	Clean shower organizers.	
	<input type="checkbox"/>	Wash bath mats.	
	<input type="checkbox"/>	Clean toilet paper holders.	
	<input type="checkbox"/>	Check toilet bowl tanks for equipment wear.	
<b>Drawers</b>	<input type="checkbox"/>	Remove all items from drawers and clean insides.	<i>(re-organize)</i>
	<input type="checkbox"/>	Clean drawer dividers.	
	<input type="checkbox"/>	Clean drawer liners.	
<b>Lights</b>	<input type="checkbox"/>	Clean light fixtures and wash globes.	
	<input type="checkbox"/>	Wipe off light bulbs.	
<b>Linen Closet</b>	<input type="checkbox"/>	Remove all items to clean shelves and shelf liners.	<i>(re-organize)</i>
	<input type="checkbox"/>	Touch-up painted shelves.	



# Spring / Fall Cleaning Checklists



**Note: These items are usually not included in regular cleanings.**

## KITCHEN

Item	Check	Area in Home
Refrig. / Freezer	<input type="checkbox"/>	Empty all shelves, drawers and door pockets to clean all. (re-organize)
	<input type="checkbox"/>	Wipe off reffridgerator light fixture - and bulb if not covered.
	<input type="checkbox"/>	Clean inside and outside of reffridgerator / freezer and door handles.
	<input type="checkbox"/>	Pull out reffridgerator to vacuum back and clean under reffridgerator.
	<input type="checkbox"/>	Clean front grill.
	<input type="checkbox"/>	Clean top of reffridgerator/freezers.
		<i>Tip: Change air and water filters as scheduled.</i>
		<i>Tip: Use ice chest/cooler to keep food cold while cleaning inside reffridgerator</i>
Stove	<input type="checkbox"/>	Clean grease filter, hood, and light fixture over stove.
	<input type="checkbox"/>	Clean top and front of stove if not already done- include burners.
	<input type="checkbox"/>	If possible, pull stove out to clean floor under it.
Oven	<input type="checkbox"/>	Clean oven racks and inside of ovens.
	<input type="checkbox"/>	Clean top and front of ovens.
	<input type="checkbox"/>	Clean light bulbs.
Microwave	<input type="checkbox"/>	Clean inside walls, glass tray, and racks.
	<input type="checkbox"/>	Clean light bulbs.
	<input type="checkbox"/>	Clean outside of microwave - especially top from grease.
Under Sinks	<input type="checkbox"/>	Remove all items and clean under sink including pipes. (re-organize)
	<input type="checkbox"/>	Use shelf liners under sink – replace if necessary.
	<input type="checkbox"/>	Replace Reverse Osmosis filters yearly.
Cabinets	<input type="checkbox"/>	Remove everything to clean shelves and shelf liners. (re-organize)
	<input type="checkbox"/>	Toss expired food.
	<input type="checkbox"/>	Clean cabinet outsides (doors/faces).
Drawers	<input type="checkbox"/>	Remove all items from drawers and clean insides. (re-organize)
	<input type="checkbox"/>	Clean drawer dividers and liners.
Pantry	<input type="checkbox"/>	Remove all items to clean shelves and shelf liners. (re-organize)
	<input type="checkbox"/>	Toss expired food.
	<input type="checkbox"/>	Touch-up any painted shelves.
Lights	<input type="checkbox"/>	Dust or polish chandelier, light fixtures, lamps, pole lamps and wash globes.
	<input type="checkbox"/>	Wipe off light bulbs.
	<input type="checkbox"/>	Clean light switches and electrical outlets.

# Spring / Fall Cleaning Checklists



**Note:** *These items are usually not included in regular cleanings.*

## EXTRA ROOMS - Home Office, Crafts, Hobby

<b>Table / Chairs</b>	<input type="checkbox"/>	Clean tables and chairs. Don't forget the base and wheels!
<b>Desk</b>	<input type="checkbox"/>	Clean and polish desk including legs and under the center.
<b>Desk Drawers</b>	<input type="checkbox"/> <input type="checkbox"/>	Remove all items from drawers and clean insides. <i>(re-organize)</i> Clean drawer dividers and liners.
<b>Desk Hutches Credenzas</b>	<input type="checkbox"/> <input type="checkbox"/>	Remove all items from drawers or shelves and clean insides. <i>(re-organize)</i> Clean drawer dividers and liners.
<b>File Cabinets</b>	<input type="checkbox"/> <input type="checkbox"/>	Clean outside of file cabinets. When organizing files, clean inside of drawers. <i>(re-organize)</i> <i>Tip: Organizing files can be a project all by itself.</i>
<b>Computer</b>	<input type="checkbox"/>	Clean computer, printer and monitors as well as speakers and microphones.
<b>Bookcases</b>	<input type="checkbox"/>	Remove all books to clean shelves and inside of bookcase. <i>(re-organize)</i>
<b>Lights</b>	<input type="checkbox"/> <input type="checkbox"/> <input type="checkbox"/>	Clean light fixtures and wash globes. Wipe off light bulbs. Vacuum lamp shade or use a soft brush.
<b>Work Station</b>	<input type="checkbox"/> <input type="checkbox"/>	Clean tables and chairs. Clean craft, hobby, sewing, or exercise equipment. <i>(re-organize)</i>
<b>Furniture</b>	<input type="checkbox"/> <input type="checkbox"/> <input type="checkbox"/>	Remove all items from drawers or shelves. <i>(re-organize)</i> Dust or vacuum inside drawers. Clean drawer dividers and shelf liners.
<b>Closet</b>	<input type="checkbox"/> <input type="checkbox"/> <input type="checkbox"/>	Dust closet rods and hangers. Clean all shelves and shelf liners. <i>(re-organize)</i> Clean mirrored doors and closet door tracks.





# Spring / Fall Cleaning Checklists



**Note: These items are usually not included in regular cleanings.**

## OTHER AREAS




Item	Check	Area in Home
Washer / Dryer	<input type="checkbox"/>	Clean top and front of washer/dryer.
	<input type="checkbox"/>	Vacuum behind washer and dryer.
	<input type="checkbox"/>	Clean dryer vents and professionally clean vent system.
Laundry Sink	<input type="checkbox"/>	Clean laundry sink, if needed.
Laundry Cabinets	<input type="checkbox"/>	Remove everything and clean shelves and shelf liners. <i>(re-organize)</i>
	<input type="checkbox"/>	Clean top of cabinets and anything stored above cabinets.
	<input type="checkbox"/>	Clean cabinet doors and cabinet faces.
Exercise Room	<input type="checkbox"/>	Clean all exercise equipment.
	<input type="checkbox"/>	Discard any old equipment no longer using.
Attic / Crawl	<input type="checkbox"/>	Clean and purge these storage areas. <i>(re-organize)</i>
Garage	<input type="checkbox"/>	Clean & switch fall/winter with spring/summer sports. <i>(re-organize)</i>
	<input type="checkbox"/>	Exchange lawn mower and snow blower. Empty extra gas when storing.
	<input type="checkbox"/>	Dust shelves in garage cabinets or on racks. <i>(re-organize)</i>
	<input type="checkbox"/>	Flush hot water heater.
	<input type="checkbox"/>	Clean tools and any machines. <i>(re-organize)</i>
	<input type="checkbox"/>	Grease garage door chain and clean light fixtures.
	<input type="checkbox"/>	Use hose on floor. Start at back of house and go towards driveway. <i>Tip: Do not sweep in garage. Dirts goes up and settles back on floor.</i>
Driveway	<input type="checkbox"/>	Clean stains off driveway, especially oil spills.
	<input type="checkbox"/>	Wash driveway with hose or powerwash it.
Sheds	<input type="checkbox"/>	Remove everything to clean walls and floors.
	<input type="checkbox"/>	Clean tools and machines. <i>(re-organize)</i>



# Spring / Fall Cleaning Checklists

**Note: These items are usually not included in regular cleanings.**

## HOUSE OUTSIDE

Item	Check	Area in Home
<b>House</b> 	<input type="checkbox"/>	Clean large trash and recycling cans.
	<input type="checkbox"/>	Clean gutters or drain spouts.
	<input type="checkbox"/>	Check roof tiles.
	<input type="checkbox"/>	Use pest control for termites, scorpions, rats if not on regular basis.
	<input type="checkbox"/>	Check heads on overhead mist systems.
	<input type="checkbox"/>	Wash exterior walls with power washer.
	<input type="checkbox"/>	Wash screens for windows and doors with power washer.
<b>Outdoor Lights</b>	<input type="checkbox"/>	Check outdoor lighting system.
	<input type="checkbox"/>	Change timers for daylight savings time start and end.
<b>Lawn and Garden</b> 	<input type="checkbox"/>	Clean garden and lawn area.
	<input type="checkbox"/>	Seed and fertilize lawn.
	<input type="checkbox"/>	Check underground sprinklers and heads.
	<input type="checkbox"/>	Trim Trees.
	<input type="checkbox"/>	Fertilize any fruit trees.
<b>Decks, Porches Fences</b>	<input type="checkbox"/>	Replace any worn or broken boards.
	<input type="checkbox"/>	Treat wooden decks and fences every 4-6 years depending on wear.
<b>Patio</b>	<input type="checkbox"/>	Clean BBQ grill and racks.
	<input type="checkbox"/>	Clean grill cabinet on the outside.
	<input type="checkbox"/>	Clean grill cabinet drawers, shelves and shelf liners. <i>(re-organize)</i>
	<input type="checkbox"/>	Clean outdoor patio sets - tables and chairs. (dry under tables too.)
	<input type="checkbox"/>	Clean patio umbrella.
	<input type="checkbox"/>	Clean outdoor décor.
	<input type="checkbox"/>	Hose down patio and around pool areas.
<b>Pool and Spa</b> 	<input type="checkbox"/>	Clean outdoor bins that hold pool toys. <i>(re-organize)</i>
	<input type="checkbox"/>	Clean spa and pool covers.
	<input type="checkbox"/>	Clean pool filters.
	<input type="checkbox"/>	Check pool and spa equipment.
	<input type="checkbox"/>	Hose down pool and spa areas.
	<input type="checkbox"/>	Refresh pool and spa chemicals.